

# Žeravnensko

(Bulgaria)

The dance is named after and from the village of Žeravna, Kotel district in Trakia, Bulgaria. This dance takes an unusual place in the Bulgarian folk dance repertoire. It is the dance of the rich men's daughters, who try to impress the young bachelors who just got home after a long period of seasonal labor outside the area. On the traditional Sunday afternoon dance gatherings in the village square, families try to outdo each other by showing off their daughters to the young men of marital age.

The girls wear beautiful long dresses made out of silk, preferably imported from China, colorful aprons with lace from Istanbul, plenty of jewelry and necklaces, and sandal-like shoes without a heel string and wooden soles. This outfit, of course, is supposed to get the attention of families with sons available for marriage. It also contributes to the characteristic feminine, subdued and somewhat solemn dance style and performance.

Jaap Leegwater learned this dance from Nina Kavardžikova, choreographer and folklorist with the Trakia State Ensemble in Plovdiv, Bulgaria.

Pronunciation:

Music: Cassette "Folk Dances from Bulgaria" JL1992.01 Side A/5  
The recording is a performance by the choir of the Bulgaria State Ensemble "Philip Kutev."

Meter: 7/8  counted here as   
1 2 3  
Q Q S

Formation: Open circle. Hands joined at the sides in V-position.

Style: Kotelski, Trakia:

Feminine, subdued and somewhat solemn

There is a constant and light and vertical lifting and bouncing on each ct.

Ft are in somewhat 3rd dance position.

The heavily ornamented costume and the jewelry worn with it, influence the modest, almost introvert, performing style.


<u>Direction</u>	<u>Meas</u>	<u>Ct</u>	<u>Pattern</u>	<u>Body/Arms</u>
------------------	-------------	-----------	----------------	------------------

Steps






Body/Arms

Introduction. None. The dance starts immediately with the song.





## PART I. "Zagradi Koljo"

<u>Direction</u>	<u>Meas</u>	<u>Ct</u>	<u>Steps</u>	<u>Body/Arms</u>
	1	1	Bounce on L ft, placing R ft fwd.	Move R shoulder slightly bkwd
		2	Shift wt onto R ft, bouncing on both ft.	Move R shoulder slightly fwd
		3	Step and close L ft in 3rd position behind R ft, bending both knees.	Shoulders parallel
		&	Slightly straighten both knees, turning hips in a subtle movement from R out to L in.	
	2-3		Repeat meas 1 two more times.	

## Žeravensko—continued

		<u>Steps</u>	<u>Body/Arms</u>
	4	1 Step on R ft.	
		2 Step on L ft. light Râčenica	
		3 Step on R ft.	
	5-8	Repeat meas 1-4 with opp ftwk and body movements.	
		<u>PART 2</u>	
	1	1 Bounce on L ft, placing R ft diag R fwd.	Arms in W-position
		2 Shift wt onto R ft, bouncing on both ft.	
		3 Step and close (touch) L ft behind R ft in 3rd position, bending both knees	
	2	Repeat meas 1 with opp ftwk and direction.	
	3	1 Bounce on L ft.	Swing arms fwd low, moving R shoulder slightly bkwd
		2 Step on R ft.	Swing arms down, moving R shoulder slightly fwd.
		3 Step on L ft.	Swing arms bkwd low, shoulders parallel
	4	Repeat meas 3.	
	5-8	Repeat meas 1-4.	
	9	1 Bounce on L ft, followed by a step on R ft diag R fwd.	Arms in W-position
		2 Light stamp with L ft behind R in 3rd position.	
		3 Brush L ft diag L.	
	10	Repeat meas 9 with opp ftwk and direction.	
	11-12	Repeat meas 9-10.	
	13-16	Repeat meas 3-4 two more times.	
		Repeat Part 1.	
		Repeat Part 2.	
		Repeat Part 1.	
		Repeat meas 1-4 of Part 2.	
		Repeat meas 9-10 of Part 2.	
		Repeat meas 3-4 of Part 2.	

## Žeravnensko—continued

	<u>Steps</u>		<u>Body/Arms</u>
	<u>PART 3 "Mama Lindja Ljuleče"</u>		
	1	1 Step on R heel.	Body and arms with the hands flexed reach fwd twd ctr (arms horizontal and straight)
		2 Shift wt on whole R ft, bending R knee.	
		3 Fall onto L ft, moving R ft fwd.	Straighten body and pull the arms slightly in by bending the elbows.
	2-3	Repeat meas 1 two more times.	
	4-7	Repeat steps and shoulder movements of meas 3 of Part 2 four times with the hands held in W-position.	
	8-21	Repeat meas 1-7 two times, making a half turn CW in place on the last measure.	
	22-24	Repeat meas 1-3 now moving away from ctr facing out.	
	25-31	Repeat steps and shoulder movements of meas 3 of Part 2 seven times with the hand in W-position, making one and a half turn CW in place.	
		Note: "Retardando" i.e. the music slows down on the last two bars.	
		Repeat the entire dance from the beginning.	

© by Jaap Leegwater  
Presented by Jaap Leegwater

## Žeravnensko—continued

## Lyrics:

Zagradi Koljo gradinka	2x
Zagradi ja, zatarni ja dragunko Koljo	4x
Napravi i čimšir porti	2x
Zagradi ja, zatarni ja dragunko Koljo	4x

Koljova bulja duma govori  
Kojto si zemi haš mil draginko  
Ša lesnuva, ša dobruva s draginko Koljo  
Ša dobruva, ša čaruva s draginko Koljo.

Mama Lindja Ljuleeše, hem ljulei, hem mu pei.  
Rasti Lindjo da porastiš, da ti mama izprikaži  
Da ti mama izprikaži kak e mama momuvala,  
Rasti Lindjo da porastiš, da ti mama izprikaži  
Da ti mama izprikaži kak e mama momuvala.